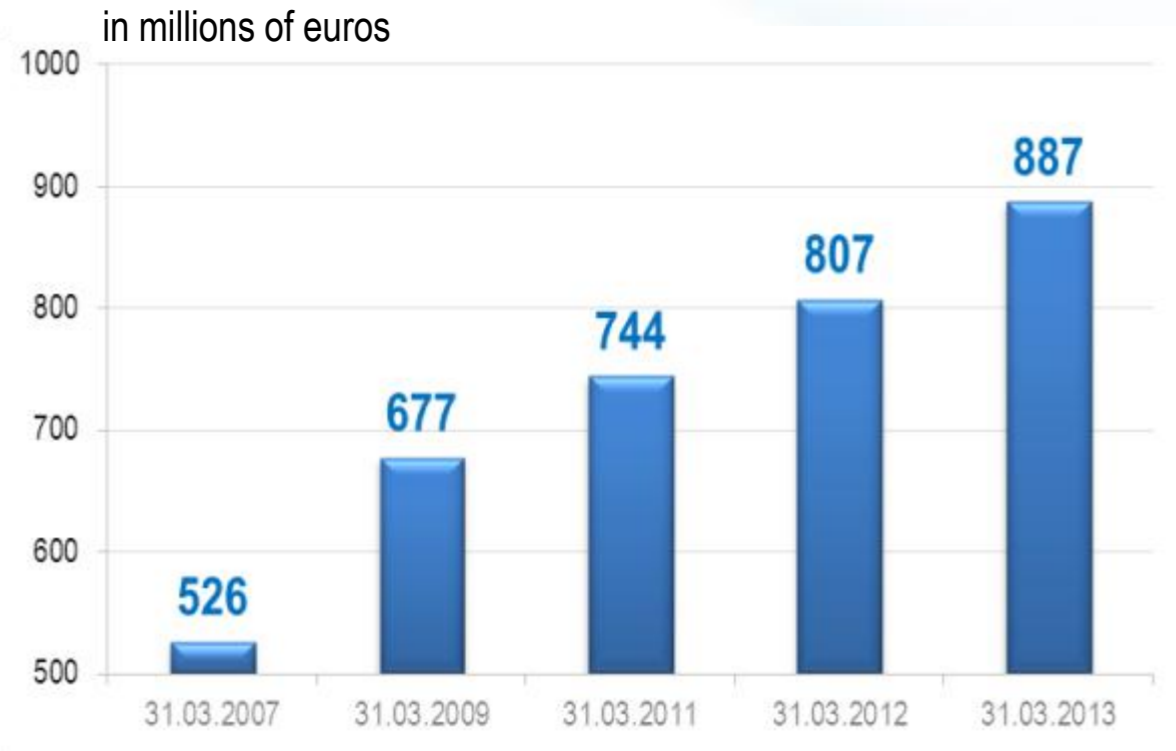


FM Logistic Group

FM LOGISTIC

The art of winning solutions

➤ Turnover



➤ Key figures after acquisitions

- ✓ Workforce: 17,300 employees
- ✓ Surface area: 2,800,000 sqm

➤ Acquisitions

Univeg Logistics Russia

(Acquisition completed in June 2013)

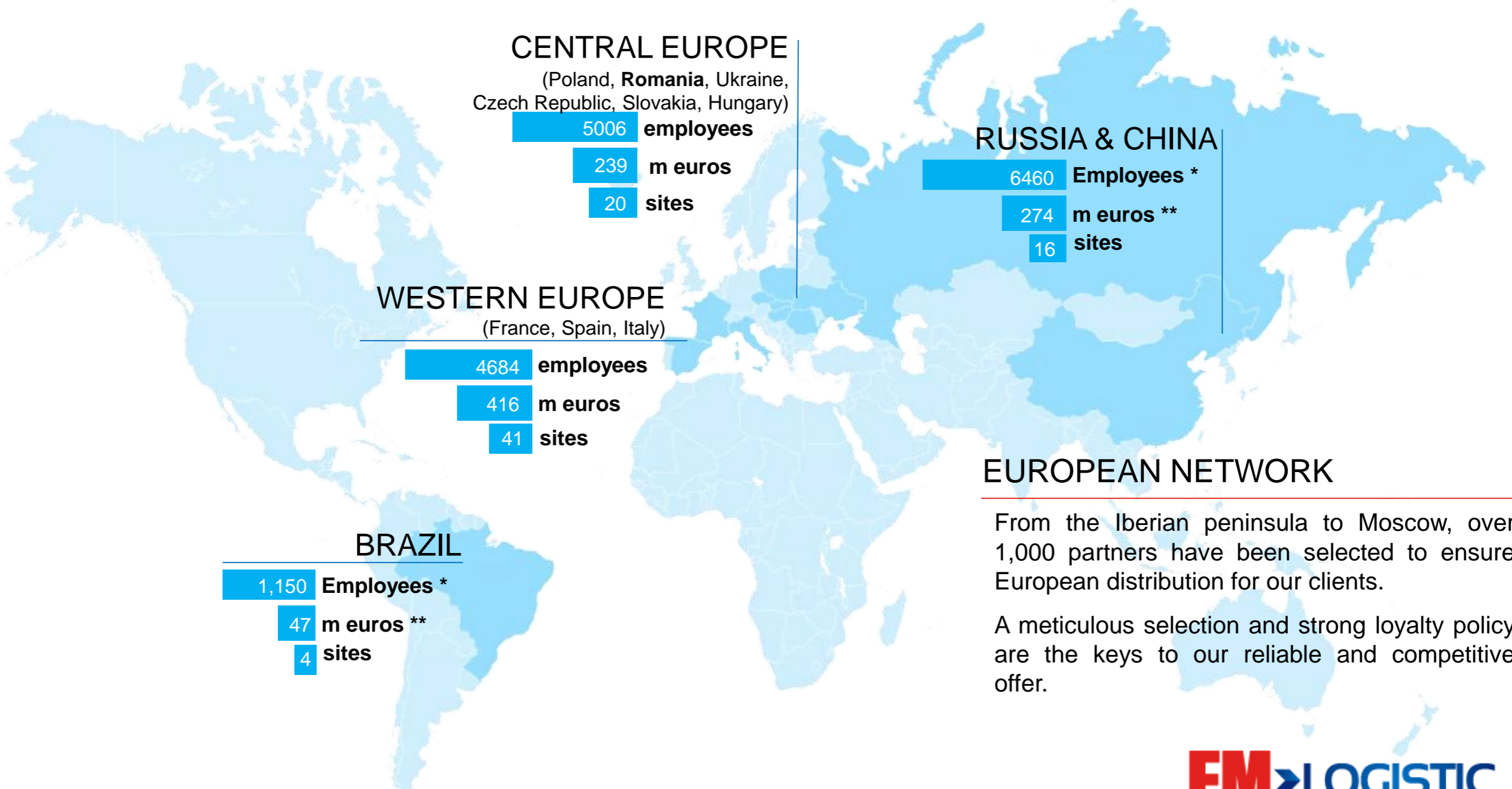
- > Turnover 2012: 42 million euros
- > Workforce: 1,000 employees
- > Surface area: 100,000 sqm

McLane Logistics Brazil

(Acquisition completed in July 2013)

- > Turnover 2012: 47 million euros
- > Workforce: 1,150 employees
- > Surface area: 200,000 sqm

Establishment in 12 Countries



EUROPEAN NETWORK

From the Iberian peninsula to Moscow, over 1,000 partners have been selected to ensure European distribution for our clients.

A meticulous selection and strong loyalty policy are the keys to our reliable and competitive offer.

*Employees from Univeg and McLane Brazil included in 17,300 employees
**Acquisition of Univeg and McLane Brazil not included in the 2012 financial year



0.0856

Loaded 100%

STATISTICS

DATA CENTRAL

21005



10.08



File 1 "Top sector information" /
parameter 10 "topsector" /
parameter 1 "topsector" /
parameter 10 "topsector" /
parameter 10 "topsector" /
parameter 10 "topsector" /
parameter 10 "topsector" /
parameter 10 "topsector" /
parameter 10 "topsector" /
parameter 10 "topsector" /
parameter 10 "topsector" /

File 2 "Top sector" /
parameter 10 "topsector" /
parameter 10 "topsector" /
parameter 10 "topsector" /
parameter 10 "topsector" /
parameter 10 "topsector" /
parameter 10 "topsector" /
parameter 10 "topsector" /
parameter 10 "topsector" /
parameter 10 "topsector" /

File 3 "Sector" /
parameter 10 "topsector" /
parameter 10 "topsector" /
parameter 10 "topsector" /
parameter 10 "topsector" /
parameter 10 "topsector" /
parameter 10 "topsector" /
parameter 10 "topsector" /
parameter 10 "topsector" /
parameter 10 "topsector" /

File 4 "Sector" /
parameter 10 "topsector" /
parameter 10 "topsector" /
parameter 10 "topsector" /



STATISTICS

FM LOGISTIC IN ROMANIA

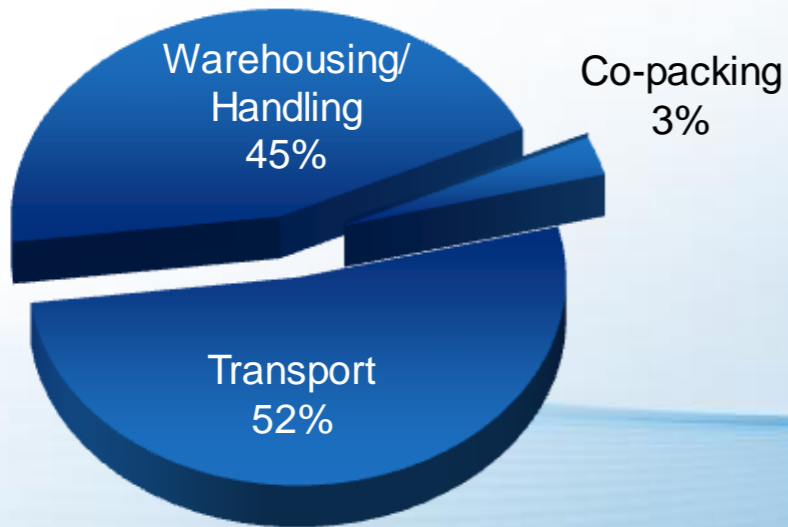


FM Logistic in Romania

➤ Key figures:

- ✓ Employees: 450
- ✓ Surface: 50 000 sqm

➤ Breakdown of turnover



➤ Turnover (in millions of Euros)



2012* = realized turnover for FM fiscal year, April 2012-March 2013

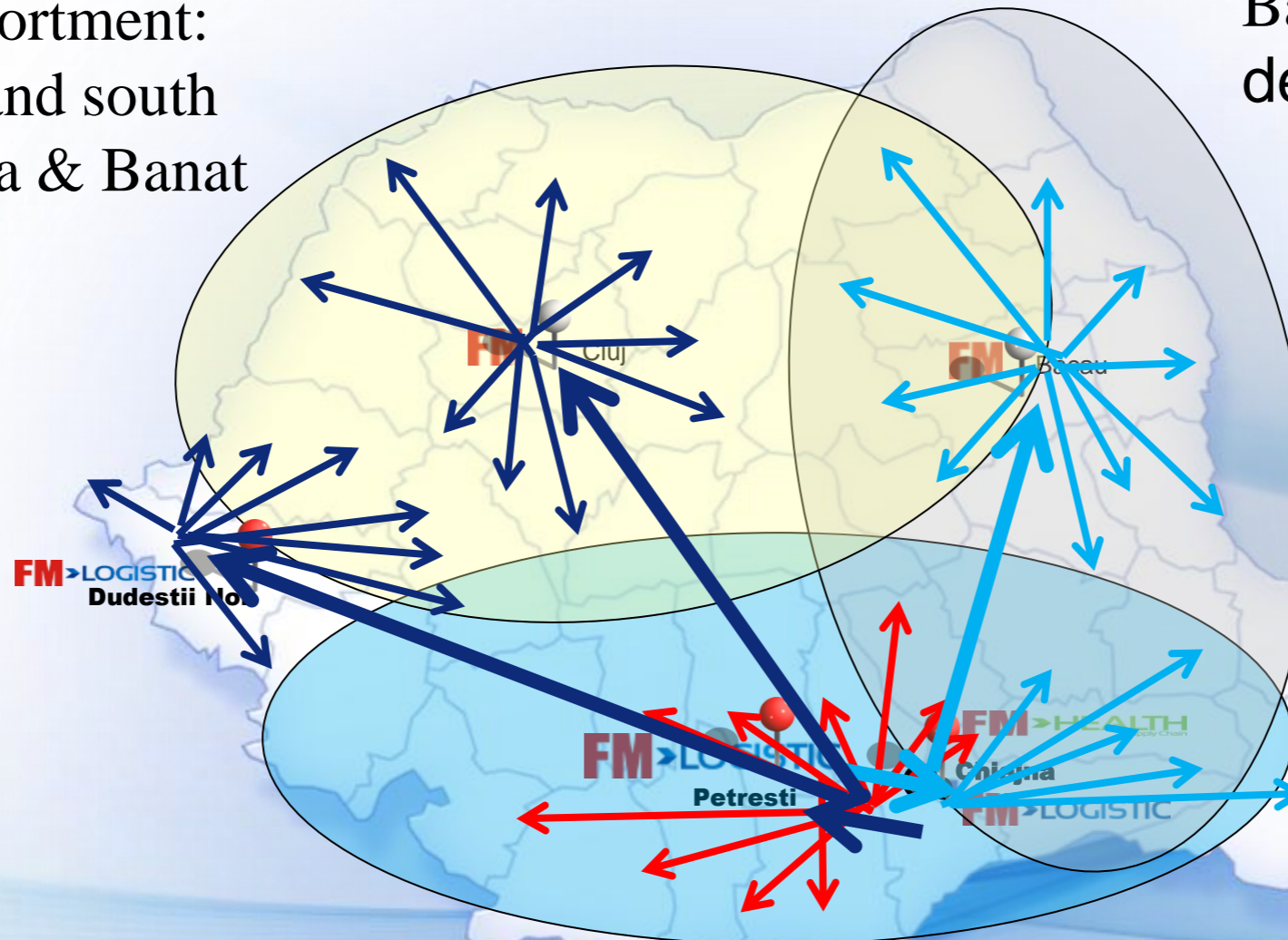
The image features a hand in a blue suit sleeve interacting with a futuristic digital interface. The interface consists of various glowing blue elements: a power button icon, a bar chart, and several rectangular panels. In the background, a world map is visible, with a bright light source emanating from the hand's interaction point. The overall color scheme is a gradient of blues, from dark to light, creating a high-tech, digital atmosphere.

Romanian Market Potential

FM Geo-presence in Romania

By areas & assortment:

- Bucharest and south
- Transilvania & Banat
- Moldova



Turda/Cluj – visible growth
Moldova will be the next
Based on future port
development CT!

- 40% - 50% of consumption in Bucharest!!
- Different assortment between the areas
- Bucharest “greatest area” centralize most of developments

FM potential by business sector



Food



+7%



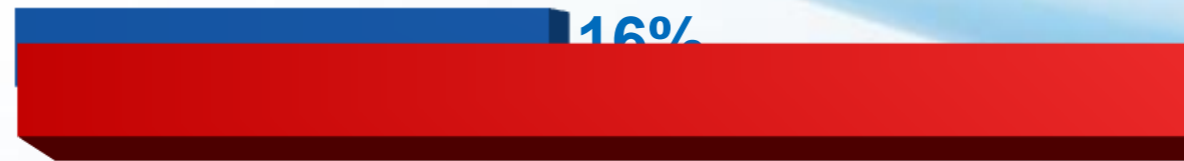
Retail



+30%



HPC &
Consumer
Goods



+20%



Luxury &
Cosmetics



+12%



Health



+16%

CURRENT BUSINESS



POTENTIAL



Thank you!